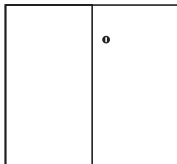
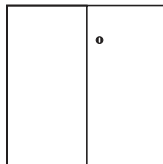


# Die Unterbaumodule



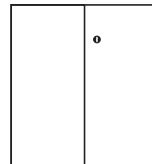
**Finoflex® Unterbaumodul**  
**Nr. FF-650**

B 650 mm  
H 600/700 mm  
T WT-Tiefe -20 mm



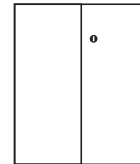
**Finoflex® Unterbaumodul**  
**Nr. FF-600**

B 600 mm  
H 600/700 mm  
T WT-Tiefe -20 mm



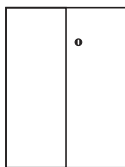
**Finoflex® Unterbaumodul**  
**Nr. FF-550**

B 550 mm  
H 600/700 mm  
T WT-Tiefe -20 mm




**Finoflex® Unterbaumodul**  
**Nr. FF-500**

B 500 mm  
H 600/700 mm  
T WT-Tiefe -20 mm



**Finoflex® Unterbaumodul**  
**Nr. FF-450**

B 450 mm  
H 600/700 mm  
T WT-Tiefe -20 mm



**Finoflex® Unterbaumodul**  
**Nr. FF-400**

B 400 mm  
H 600/700 mm  
T WT-Tiefe -20 mm



**Finoflex® Paßblende**  
**Nr. FF-100**

B 100 - 400 mm  
H 600/700 mm  
T 19 mm



**Finoflex® Sockel**  
**Nr. FF-200**

B variabel  
H variabel



**Finoflex® Papierabwurfmodul**  
**Nr. FF-285**

B 300 mm  
H 600/700 mm  
T WT-Tiefe -20 mm  
d 150 mm Abwurfdurchmesser



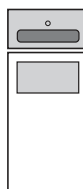
**Finoflex® Papierspendermodul**  
**Nr. FF-331**

B 300 mm  
H 600/700 mm  
T WT-Tiefe -20 mm




**Finoflex® Papierspender/Abwurfmodul**  
**Nr. FF-332**

B 300 mm  
H 700 mm  
T WT-Tiefe -20 mm



**Finoflex® Papierspender/Abwurfmodul**  
**Nr. FF-333**

B 300 mm  
H 700 mm  
T WT-Tiefe -20 mm



**Finoflex® Papierspender/Abwurfmodul**  
**Nr. FF-334**

B ab 350 mm  
H 700 mm  
T WT-Tiefe -20 mm



**Finoflex® Papierspender**  
**Nr. FF-335**

B ab 350 mm  
H 700 mm  
T WT-Tiefe -20 mm